



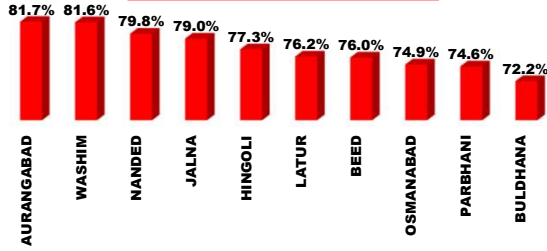
# महाआवास अभियान २०२३-२४

## दैनिक प्रगती अहवाल : २६.१२.२०२३

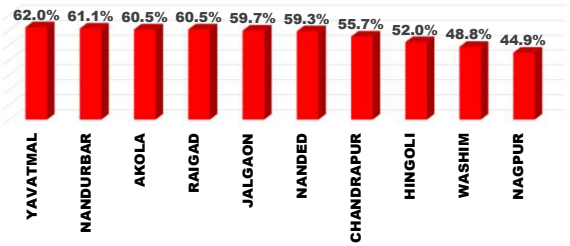
प्रधानमंत्री आवास योजना ग्रामीण – मंजूरी, पूर्ण घरकुले, हप्ते वितरण, भूमिहीन, आर्थिकदृष्ट्या अपूर्ण  
राज्य पुरस्कृत ग्रामीण आवास योजना – मंजूरी, पूर्ण घरकुले, हप्ते वितरण, आर्थिकदृष्ट्या अपूर्ण

योजना	एकूण मंजूरी	दैनिक मंजूरी	एकूण पूर्ण	दैनिक पूर्ण घरकुले	दैनिक पहिला हप्ता वितरित	दैनिक दुसरा हप्ता वितरित	दैनिक तिसरा हप्ता वितरित
प्रधानमंत्री आवास योजना ग्रामीण	१३७९५६२	०	१२०३९८०	२८८	०	०	०
राज्य योजना	७०६६८४	३३६०	४६५६९०	२०२	४०५	५२२	२७५
एकूण	२०८६२४६	३३६०	१६६९६७०	४९०	४०५	५२२	२७५

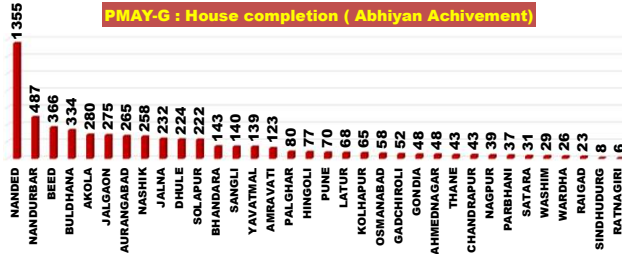
PMAY-G Completion Bottom 10 Dist.



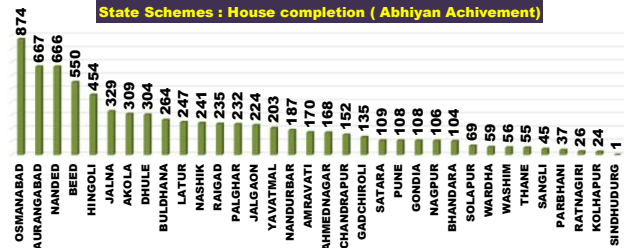
State Schemes Completion Bottom 10 Dist.



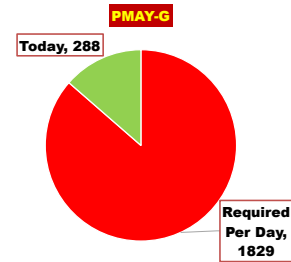
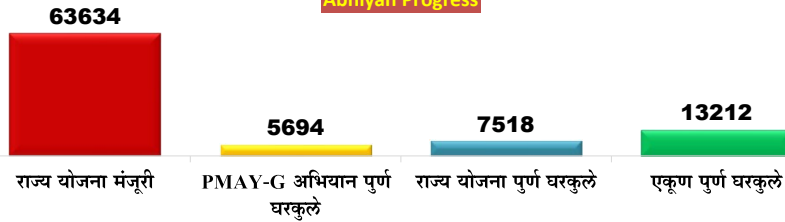
PMAY-G : House completion ( Abhiyan Achievement)



State Schemes : House completion ( Abhiyan Achievement)



Abhiyan Progress



राज्य व्यवस्थापन कक्ष- ग्रामीण गृहनिर्माण


४ था मजला, दक्षिण कक्ष, सिडको भवन, सीबीडी बेलगापुर, नवी मुंबई - ४०० ६१४.

प्रधानमंत्री आवास योजना - ग्रामीण : भूमिहीन लाभार्थी अहवाल

Sr. No.	District	Google Sheet Report			AwaasSoft Report			
		Total Landless	Provided land	Remaining	Landless beneficiaries tagged in AwaasSoft	Landless beneficiaries provided land	Remaining Landless	Remaining Tag (provided land)
1	DHULE	18	18	0	21	21	0	-3
2	GADCHIROLI	9	9	0	9	9	0	0
3	GONDIA	2450	2450	0	2452	2324	128	126
4	KOLHAPUR	257	257	0	244	228	16	29
5	NANDURBAR	0	0	0	0	0	0	0
6	PALGHAR	11	11	0	11	11	0	0
7	RAIGAD	6	6	0	6	6	0	0
8	RATNAGIRI	23	23	0	23	23	0	0
9	SINDHUDURG	420	420	0	414	414	0	6
10	THANE	85	82	3	95	60	35	22
11	SATARA	787	770	17	789	708	81	62
12	NANDED	354	322	32	360	263	97	59
13	SANGLI	281	210	71	275	133	142	77
14	BEED	212	125	87	347	66	281	59
15	WARDHA	2066	1922	144	2191	1911	280	11
16	NASHIK	1680	1513	167	1708	1458	250	55
17	AKOLA	5810	5574	236	5751	5533	218	41
18	PARBHANI	307	63	244	280	77	203	-14
19	JALGAON	21244	20917	327	22195	20597	1598	320
20	CHANDRAPUR	2285	1957	328	2231	1789	442	168
21	PUNE	2056	1681	375	2030	863	1167	818
22	BHANDARA	4811	4423	388	4810	4505	305	-82
23	NAGPUR	4354	3877	477	4327	3572	755	305
24	WASHIM	2448	1845	603	2426	1476	950	369
25	YAVATMAL	2742	2073	669	2825	2038	787	35
26	HINGOLI	1713	796	917	1680	466	1214	330
27	JALNA	1359	406	953	1356	85	1271	321
28	LATUR	2178	1194	984	2087	813	1274	381
29	OSMANABAD	2085	1074	1011	2062	102	1960	972
30	SOLAPUR	5563	4216	1347	4945	3871	1074	345
31	AURANGABAD	3266	1700	1566	3155	1805	1350	-105
32	AHMEDNAGAR	7459	5269	2190	7578	5126	2452	143
33	BULDHANA	15134	9758	5376	15476	9751	5725	7
34	AMRAVATI	19873	13999	5874	19786	13605	6181	394
	<b>Total</b>	<b>113346</b>	<b>88960</b>	<b>24386</b>	<b>113945</b>	<b>83709</b>	<b>30236</b>	<b>5455</b>

## प्रधानमंत्री आवास योजना ग्रामीण - पूर्ण घरकूले

Sr. No.	Division	Sanction	25.12.2023	26.12.2023	Daily Achivement	Remaining	Completed & verified	Remaining verified
1	<b>AURANGABAD DIV.</b>	<b>233358</b>	<b>182355</b>	<b>182582</b>	<b>227</b>	<b>50776</b>	<b>176222</b>	<b>6360</b>
2	<b>NASHIK DIV.</b>	<b>409680</b>	<b>369499</b>	<b>369526</b>	<b>27</b>	<b>40154</b>	<b>352773</b>	<b>16753</b>
3	<b>AMRAVATI DIV.</b>	<b>264781</b>	<b>220076</b>	<b>220099</b>	<b>23</b>	<b>44682</b>	<b>213551</b>	<b>6548</b>
4	<b>PUNE DIV.</b>	<b>115937</b>	<b>101014</b>	<b>101020</b>	<b>6</b>	<b>14917</b>	<b>98058</b>	<b>2962</b>
5	<b>KONKAN DIV.</b>	<b>69281</b>	<b>66328</b>	<b>66331</b>	<b>3</b>	<b>2950</b>	<b>65136</b>	<b>1195</b>
6	<b>NAGPUR DIV.</b>	<b>286525</b>	<b>264420</b>	<b>264422</b>	<b>2</b>	<b>22103</b>	<b>257613</b>	<b>6809</b>
<b>Total</b>		<b>1379562</b>	<b>1203692</b>	<b>1203980</b>	<b>288</b>	<b>175582</b>	<b>1163353</b>	<b>40627</b>



प्रधानमंत्री आवास योजना ग्रामीण - पूर्ण घरकूले

Sr. No.	District	Sanction	25.12.2023	26.12.2023	Daily Achivement	Remaining	Completed & verified	Remaining verified
1	NANDED	68323	54315	54520	205	13803	53290	1230
2	JALGAON	77209	64691	64711	20	12498	63066	1645
3	AKOLA	46622	41592	41607	15	5015	40959	648
4	BEED	34591	26282	26291	9	8300	25057	1234
5	WASHIM	18831	15363	15371	8	3460	14944	427
6	JALNA	23877	18865	18869	4	5008	18196	673
7	AHMEDNAGAR	60175	54906	54909	3	5266	54197	712
8	LATUR	20118	15320	15323	3	4795	15007	316
9	RAIGAD	9767	9372	9375	3	392	9231	144
10	AURANGABAD	36139	29523	29525	2	6614	28253	1272
11	DHULE	64625	58001	58003	2	6622	54901	3102
12	HINGOLI	17855	13802	13804	2	4051	13456	348
13	NASHIK	89276	83319	83321	2	5955	80619	2702
14	PARBHANI	18719	13961	13963	2	4756	13587	376
15	PUNE	19103	16179	16181	2	2922	15317	864
16	SANGLI	20649	18043	18045	2	2604	17506	539
17	SOLAPUR	44899	38215	38217	2	6682	37190	1027
18	BHANDARA	63543	57569	57570	1	5973	55471	2099
19	NAGPUR	36085	32644	32645	1	3440	31685	960
20	AMRAVATI	91868	77194	77194	0	14674	75526	1668
21	BULDHANA	44298	31999	31999	0	12299	30776	1223
22	CHANDRAPUR	42026	37226	37226	0	4800	36424	802
23	GADCHIROLI	31551	28918	28918	0	2633	26939	1979
24	GONDIA	95679	92028	92028	0	3651	91484	544
25	KOLHAPUR	16942	14989	14989	0	1953	14766	223
26	NANDURBAR	118395	108582	108582	0	9813	99990	8592
27	OSMANABAD	13736	10287	10287	0	3449	9376	911
28	PALGHAR	35166	33594	33594	0	1572	32944	650
29	RATNAGIRI	9744	9416	9416	0	328	9273	143
30	SATARA	14344	13588	13588	0	756	13279	309
31	SINDHUDURG	5056	4937	4937	0	119	4892	45
32	THANE	9548	9009	9009	0	539	8796	213
33	WARDHA	17641	16035	16035	0	1606	15610	425
34	YAVATMAL	63162	53928	53928	0	9234	51346	2582
Total		1379562	1203692	1203980	288	175582	1163353	40627

राज्यपुरस्कृत आवास योजना ग्रामीण - मंजूरी

Sr. No.	Division	Target	25.12.2023	26.12.2023	Daily Achivement	Sanction %	Remaining	Sanction State Rank
1	AURANGABAD DIV.	352749	189998	191334	1336	54.2%	161415	6
2	AMRAVATI DIV.	238876	123856	124871	1015	52.3%	114005	4
3	NASHIK DIV.	260634	142538	143040	502	54.9%	117594	5
4	NAGPUR DIV.	218681	130119	130523	414	59.7%	88158	3
5	PUNE DIV.	97714	78156	78249	93	80.1%	19465	2
6	KONKAN DIV.	57796	38667	38667	0	66.9%	19129	1
<b>Total</b>		<b>1226450</b>	<b>703334</b>	<b>706684</b>	<b>3360</b>	<b>57.6%</b>	<b>519766</b>	

Sr. No.	District	Target	25.12.2023	26.12.2023	Daily Achivement	Sanction %	Remaining	Sanction State Rank
1	BEED	49098	26371	26987	616	55.0%	22111	24
2	BULDHANA	46022	21221	21708	487	47.2%	24314	26
3	NANDED	58008	25333	25735	402	44.4%	32273	32
4	BHANDARA	33244	18365	18636	271	56.1%	14608	17
5	WASHIM	28321	17398	17667	269	62.4%	10654	15
6	AKOLA	42134	25147	25406	259	60.3%	16728	18
7	JALGAON	63948	32793	32990	197	51.6%	30958	31
8	HINGOLI	42152	24163	24342	179	57.7%	17810	22
9	NASHIK	56911	27731	27878	147	49.0%	29033	30
10	WARDHA	19672	15662	15805	143	80.3%	3867	7
11	SOLAPUR	34597	24744	24836	92	71.8%	9761	14
12	NANDURBAR	54296	18969	19060	91	35.1%	35236	33
13	AURANGABAD	42766	25650	25735	85	60.2%	17031	20
14	DHULE	41185	22283	22350	67	54.3%	18835	23
15	OSMANABAD	26451	19597	19630	33	74.2%	6821	12
16	PARBHANI	42656	19799	19820	21	46.5%	22836	25
17	PUNE	18857	14272	14273	1	75.7%	4584	9
18	AHMEDNAGAR	44294	40762	40762	0	92.0%	3532	6
19	AMRAVATI	50420	26040	26040	0	51.6%	24380	27
20	CHANDRAPUR	65429	38990	38990	0	59.6%	26439	28
21	GADCHIROLI	27157	18575	18575	0	68.4%	8582	13
22	GONDIA	33141	16181	16181	0	48.8%	16960	19
23	JALNA	49553	21422	21422	0	43.2%	28131	29
24	KOLHAPUR	18861	16263	16263	0	86.2%	2598	4
25	LATUR	42065	27663	27663	0	65.8%	14402	16
26	PALGHAR	16531	12380	12380	0	74.9%	4151	8
27	RAIGAD	13025	9652	9652	0	74.1%	3373	5
28	RATNAGIRI	13553	7618	7618	0	56.2%	5935	11
29	SANGLI	12090	9938	9938	0	82.2%	2152	3
30	SATARA	13309	12939	12939	0	97.2%	370	1
31	SINDHUDURG	3575	2606	2606	0	72.9%	969	2
32	THANE	11112	6411	6411	0	57.7%	4701	10
33	YAVATMAL	71979	34050	34050	0	47.3%	37929	34
34	NAGPUR	40038	22346	22336	-10	55.8%	17702	21
<b>Total</b>		<b>1226450</b>	<b>703334</b>	<b>706684</b>	<b>3360</b>	<b>57.6%</b>	<b>519766</b>	

राज्यपुरस्कृत आवास योजना ग्रामीण - प्रलंबीत मंजूरी

Sr. No.	Division	रमाई आवास योजना	शबरी आवास योजना	आदीम आवास योजना	पारधी आवास योजना	व.च.मु.व योजना	पुण्यश्लोक अहिल्यादेवी होळकर धरकूल योजना	मोदी आवास
1	KONKAN DIV.	1387	6668	25	3	22	0	11024
2	PUNE DIV.	6802	2551	4	55	20	60	9973
3	NAGPUR DIV.	21507	17358	78	2	1151	16	48046
4	AMRAVATI DIV.	25520	17870	117	9	626	9	69854
5	NASHIK DIV.	18363	56789	61	17	8	25	42331
6	AURANGABAD DIV.	57970	25334	238	26	2117	861	74869
	<b>Total</b>	<b>131549</b>	<b>126570</b>	<b>523</b>	<b>112</b>	<b>3944</b>	<b>971</b>	<b>256097</b>

Sr. No.	District	रमाई आवास योजना	शबरी आवास योजना	आदीम आवास योजना	पारधी आवास योजना	व.च.मु.व योजना	पुण्यश्लोक अहिल्यादेवी होळकर धरकूल योजना	मोदी आवास
1	SATARA	0	0	0	0	0	0	370
2	SINDHUDURG	90	14	16	0	0	0	849
3	SANGLI	1008	30	0	12	0	0	1102
4	KOLHAPUR	1140	35	0	0	0	60	1363
5	RAIGAD	523	801	0	2	0	0	2047
6	AHMEDNAGAR	1001	2393	0	0	0	0	138
7	WARDHA	9	25	2	0	0	0	3831
8	PALGHAR	99	3752	3	0	0	0	297
9	PUNE	854	2246	4	14	20	0	1446
10	THANE	321	2017	6	0	0	0	2357
11	RATNAGIRI	354	84	0	1	22	0	5474
12	OSMANABAD	3475	180	0	0	1446	0	1720
13	GADCHIROLI	1075	2449	26	0	0	0	5032
14	SOLAPUR	3800	240	0	29	0	0	5692
15	WASHIM	1992	911	0	0	0	2	7749
16	LATUR	7079	932	0	4	6	833	5548
17	BHANDARA	3005	1444	0	0	62	1	10096
18	AKOLA	8156	2447	0	1	0	0	6124
19	GONDIA	2535	814	0	0	0	15	13596
20	AURANGABAD	7186	4112	0	6	0	0	5727
21	NAGPUR	9949	2133	0	0	4	0	5616
22	HINGOLI	6763	7872	0	0	0	0	3175
23	DHULE	3859	7205	0	0	8	0	7763
24	BEED	4924	1298	0	6	0	0	15883
25	PARBHANI	7687	2134	0	0	196	24	12795
26	BULDHANA	5765	1974	0	0	0	7	16568
27	AMRAVATI	3851	7975	0	7	114	0	12433
28	CHANDRAPUR	4934	10493	50	2	1085	0	9875
29	JALNA	16957	2203	0	2	469	4	8496
30	NASHIK	10404	12663	61	6	0	0	5899
31	JALGAON	2144	2922	0	1	0	25	25866
32	NANDED	3899	6603	238	8	0	0	21525
33	NANDURBAR	955	31606	0	10	0	0	2665
34	YAVATMAL	5756	4563	117	1	512	0	26980
	<b>Total</b>	<b>131549</b>	<b>126570</b>	<b>523</b>	<b>112</b>	<b>3944</b>	<b>971</b>	<b>256097</b>

राज्यपुरस्कृत आवास योजना ग्रामीण - पूर्ण घरकूले

Sr. No.	Division	Sanction	25.12.2023	26.12.2023	Daily Achivement	Completion %	Remaining	To be Completed in Per Day till 31.03.24
1	AURANGABAD DIV.	191334	129208	129349	141	67.6%	61985	646
2	NASHIK DIV.	143040	97068	97091	23	67.9%	45949	479
3	AMRAVATI DIV.	124871	77616	77636	20	62.2%	47235	492
4	NAGPUR DIV.	130523	78621	78631	10	60.2%	51892	541
5	PUNE DIV.	78249	55282	55290	8	70.7%	22959	239
6	KONKAN DIV.	38667	27693	27693	0	71.6%	10974	114
<b>Total</b>		<b>706684</b>	<b>465488</b>	<b>465690</b>	<b>202</b>	<b>65.9%</b>	<b>240994</b>	<b>2510</b>

Sr. No.	District	Sanction	25.12.2023	26.12.2023	Daily Achivement	Completion %	Remaining	To be Completed in Per Day till 31.03.24
1	NANDED	25735	15168	15262	94	59.3%	10473	109
2	AURANGABAD	25735	19014	19031	17	73.9%	6704	70
3	HINGOLI	24342	12643	12658	15	52.0%	11684	122
4	JALGAON	32990	19695	19707	12	59.7%	13283	138
5	AKOLA	25406	15366	15376	10	60.5%	10030	104
6	LATUR	27663	21739	21748	9	78.6%	5915	62
7	WASHIM	17667	8614	8621	7	48.8%	9046	94
8	CHANDRAPUR	38990	21726	21732	6	55.7%	17258	180
9	PUNE	14273	10744	10749	5	75.3%	3524	37
10	AHMEDNAGAR	40762	30707	30711	4	75.3%	10051	105
11	NASHIK	27878	20090	20094	4	72.1%	7784	81
12	DHULE	22350	14927	14930	3	66.8%	7420	77
13	NAGPUR	22336	10023	10026	3	44.9%	12310	128
14	PARBHANI	19820	14798	14801	3	74.7%	5019	52
15	BULDHANA	21708	15983	15985	2	73.6%	5723	60
16	JALNA	21422	14398	14400	2	67.2%	7022	73
17	SANGLI	9938	7414	7416	2	74.6%	2522	26
18	AMRAVATI	26040	16549	16550	1	63.6%	9490	99
19	BEED	26987	18950	18951	1	70.2%	8036	84
20	SOLAPUR	24836	15828	15829	1	63.7%	9007	94
21	WARDHA	15805	9798	9799	1	62.0%	6006	63
22	BHANDARA	18636	13252	13252	0	71.1%	5384	56
23	GADCHIROLI	18575	12355	12355	0	66.5%	6220	65
24	GONDIA	16181	11467	11467	0	70.9%	4714	49
25	KOLHAPUR	16263	11154	11154	0	68.6%	5109	53
26	NANDURBAR	19060	11649	11649	0	61.1%	7411	77
27	OSMANABAD	19630	12498	12498	0	63.7%	7132	74
28	PALGHAR	12380	9081	9081	0	73.4%	3299	34
29	RAIGAD	9652	5840	5840	0	60.5%	3812	40
30	RATNAGIRI	7618	6340	6340	0	83.2%	1278	13
31	SATARA	12939	10142	10142	0	78.4%	2797	29
32	SINDHUDURG	2606	2031	2031	0	77.9%	575	6
33	THANE	6411	4401	4401	0	68.6%	2010	21
34	YAVATMAL	34050	21104	21104	0	62.0%	12946	135
<b>Total</b>		<b>706684</b>	<b>465488</b>	<b>465690</b>	<b>202</b>	<b>65.9%</b>	<b>240994</b>	<b>2510</b>

## राज्य योजना अपूर्ण घरकुले

Sr. No.	Division	रमाई आवास योजना	शबरी आवास योजना	आदीम आवास योजना	पारधी आवास योजना	य.च.मु.व योजना	पुण्यश्लोक अहिल्यादेवी होळकर घरकुल योजना	मोदी आवास
1	KONKAN DIV.	940	7604	324	0	2	12	2092
2	PUNE DIV.	12146	1877	56	54	51	442	8333
3	NASHIK DIV.	13281	21113	25	107	137	164	11122
4	AMRAVATI DIV.	20165	11805	2022	181	1772	104	11186
5	NAGPUR DIV.	15592	23790	735	19	5186	20	6550
6	AURANGABAD DIV.	45110	9588	42	60	2250	315	4620
	<b>Total</b>	<b>107234</b>	<b>75777</b>	<b>3204</b>	<b>421</b>	<b>9398</b>	<b>1057</b>	<b>43903</b>

Sr. No.	District	रमाई आवास योजना	शबरी आवास योजना	आदीम आवास योजना	पारधी आवास योजना	य.च.मु.व योजना	पुण्यश्लोक अहिल्यादेवी होळकर घरकुल योजना	मोदी आवास
1	SINDHUDURG	116	0	0	0	0	0	459
2	RATNAGIRI	377	13	4	0	2	0	882
3	THANE	212	1479	138	0	0	0	181
4	SANGLI	1656	7	0	3	0	0	856
5	SATARA	1343	24	0	0	23	0	1407
6	PALGHAR	55	3013	70	0	0	0	161
7	PUNE	1579	1770	56	44	0	0	75
8	RAIGAD	180	3099	112	0	0	12	409
9	GONDIA	1875	2006	0	0	0	0	833
10	PARBHANI	2699	1057	0	0	236	226	801
11	KOLHAPUR	3970	12	0	0	17	442	668
12	BHANDARA	2244	1021	0	0	1162	20	937
13	BULDHANA	3943	1209	0	17	0	67	487
14	LATUR	4972	112	0	0	61	0	770
15	WARDHA	1937	2693	241	1	0	0	1134
16	GADCHIROLI	1188	3264	252	0	0	0	1516
17	AURANGABAD	5536	1077	0	6	0	0	85
18	JALNA	4925	279	0	5	1724	89	0
19	OSMANABAD	6164	144	0	41	229	0	554
20	NANDURBAR	819	6381	0	0	0	0	211
21	DHULE	1915	3430	0	12	117	0	1946
22	NASHIK	2202	4450	25	25	0	0	1082
23	BEED	7504	366	0	8	0	0	158
24	SOLAPUR	3598	64	0	7	11	0	5327
25	WASHIM	3154	1148	0	1	0	37	4706
26	AMRAVATI	4294	3272	0	28	151	0	1745
27	AKOLA	6742	2034	0	25	0	0	1229
28	AHMEDNAGAR	3997	1801	0	15	20	0	4218
29	NANDED	7987	371	42	0	0	0	2073
30	HINGOLI	5323	6182	0	0	0	0	179
31	NAGPUR	2886	8282	0	6	5	0	1131
32	YAVATMAL	2032	4142	2022	110	1621	0	3019
33	JALGAON	4348	5051	0	55	0	164	3665
34	CHANDRAPUR	5462	6524	242	12	4019	0	999
	<b>Total</b>	<b>107234</b>	<b>75777</b>	<b>3204</b>	<b>421</b>	<b>9398</b>	<b>1057</b>	<b>43903</b>



प्रधानमंत्री आवास योजना ग्रामीण - हप्ते वितरण

Sr. No.	Division	1st Installment (Daily Achivement)	1st Installment Remaining	2nd Installment (Daily Achivement)	2nd Installment Remaining	3rd Installment (Daily Achivement)	3rd Installment Remaining	Total Remaining Installment
1	NASHIK DIV.	0	3621	0	29038	0	16543	49202
2	AMRAVATI DIV.	0	14605	0	24077	0	10307	48989
3	AURANGABAD DIV.	0	9251	0	37275	0	18482	65008
4	NAGPUR DIV.	0	2337	0	16426	0	7129	25892
5	KONKAN DIV.	0	71	0	2233	0	1652	3956
6	PUNE DIV.	0	1621	0	10990	0	4395	17006
	<b>Total</b>	<b>0</b>	<b>31506</b>	<b>0</b>	<b>120039</b>	<b>0</b>	<b>58508</b>	<b>210053</b>

Sr. No.	District	1st Installment (Daily Achivement)	1st Installment Remaining	2nd Installment (Daily Achivement)	2nd Installment Remaining	3rd Installment (Daily Achivement)	3rd Installment Remaining	Total Remaining Installment
1	AHMEDNAGAR	0	2275	0	2774	0	1677	6726
2	AKOLA	0	400	0	4033	0	1501	5934
3	AMRAVATI	0	6249	0	7282	0	2191	15722
4	AURANGABAD	0	1689	0	3936	0	1727	7352
5	BEED	0	988	0	5592	0	3493	10073
6	BHANDARA	0	384	0	4425	0	1146	5955
7	BULDHANA	0	6440	0	4279	0	2243	12962
8	CHANDRAPUR	0	356	0	3536	0	1400	5292
9	DHULE	0	150	0	4946	0	2938	8034
10	GADCHIROLI	0	134	0	1891	0	1542	3567
11	GONDIA	0	550	0	2760	0	1658	4968
12	HINGOLI	0	1408	0	2274	0	1016	4698
13	JALGAON	0	636	0	10525	0	3084	14245
14	JALNA	0	1279	0	2669	0	1974	5922
15	KOLHAPUR	0	127	0	1608	0	563	2298
16	LATUR	0	1592	0	2791	0	1298	5681
17	NAGPUR	0	692	0	2610	0	848	4150
18	NANDED	0	723	0	14095	0	4891	19709
19	NANDURBAR	0	213	0	6301	0	6263	12777
20	NASHIK	0	347	0	4492	0	2581	7420
21	OSMANABAD	0	1298	0	2214	0	2314	5826
22	PALGHAR	0	13	0	1183	0	868	2064
23	PARBHANI	0	274	0	3704	0	1769	5747
24	PUNE	0	624	0	1965	0	757	3346
25	RAIGAD	0	8	0	361	0	275	644
26	RATNAGIRI	0	36	0	205	0	182	423
27	SANGLI	0	71	0	1929	0	799	2799
28	SATARA	0	30	0	479	0	366	875
29	SINDHUDURG	0	1	0	98	0	92	191
30	SOLAPUR	0	769	0	5009	0	1910	7688
31	THANE	0	13	0	386	0	235	634
32	WARDHA	0	221	0	1204	0	535	1960
33	WASHIM	0	719	0	2281	0	1400	4400
34	YAVATMAL	0	797	0	6202	0	2972	9971
	<b>Total</b>	<b>0</b>	<b>31506</b>	<b>0</b>	<b>120039</b>	<b>0</b>	<b>58508</b>	<b>210053</b>

राज्यपुरस्कृत आवास योजना ग्रामीण - हप्ते वितरण

Sr. No.	Division	1st Installment (Daily Achivement)	1st Installment Remaining	2nd Installment (Daily Achivement)	2nd Installment Remaining	3rd Installment (Daily Achivement)	3rd Installment Remaining	Total Remaining Installments
1	NASHIK DIV.	150	20885	108	13045	95	6184	40114
2	AURANGABAD DIV.	115	16505	120	30133	55	11981	58619
3	NAGPUR DIV.	93	18400	135	24690	46	4773	47863
4	AMRAVATI DIV.	19	17257	73	19399	49	5756	42412
5	KONKAN DIV.	24	3259	77	4554	26	1833	9646
6	PUNE DIV.	4	13290	9	5798	4	1941	21029
	<b>Total</b>	<b>405</b>	<b>89596</b>	<b>522</b>	<b>97619</b>	<b>275</b>	<b>32468</b>	<b>219683</b>

Sr. No.	District	1st Installment (Daily Achivement)	1st Installment Remaining	2nd Installment (Daily Achivement)	2nd Installment Remaining	3rd Installment (Daily Achivement)	3rd Installment Remaining	Total Remaining Installment
1	HINGOLI	107	2288	106	6583	52	1840	10711
2	NANDURBAR	128	2712	26	2630	7	826	6168
3	DHULE	0	2175	55	2048	69	1493	5716
4	CHANDRAPUR	27	2921	45	11515	27	1852	16288
5	WARDHA	28	2994	55	2344	9	361	5699
6	RAIGAD	8	715	51	1977	13	831	3523
7	GADCHIROLI	35	2497	13	1907	1	993	5397
8	AMRAVATI	7	3681	24	3623	17	1088	8392
9	YAVATMAL	3	3621	22	5932	17	1755	11308
10	PALGHAR	0	653	26	1270	13	690	2613
11	BULDHANA	0	1034	21	2041	11	993	4068
12	NASHIK	16	2966	8	2382	8	1231	6579
13	JALGAON	6	7005	16	3631	9	1439	12075
14	PUNE	4	562	9	1718	3	533	2813
15	THANE	16	450	0	1137	0	229	1816
16	NAGPUR	2	5901	8	5215	5	601	11717
17	BHANDARA	1	1581	8	2417	3	459	4457
18	AKOLA	6	2906	3	5580	1	1261	9747
19	WASHIM	3	6015	3	2223	3	659	8897
20	JALNA	3	1124	5	3288	0	1598	6010
21	BEED	0	1763	4	3174	3	2237	7174
22	GONDIA	0	2506	6	1292	1	507	4305
23	OSMANABAD	3	2096	4	4339	0	1226	7661
24	AHMEDNAGAR	0	6027	3	2354	2	1195	9576
25	AURANGABAD	2	1434	0	2726	0	1387	5547
26	NANDED	0	4935	1	4898	0	1436	11269
27	SOLAPUR	0	6871	0	1187	1	512	8570
28	KOLHAPUR	0	2950	0	1722	0	251	4923
29	LATUR	0	1515	0	2438	0	1327	5280
30	PARBHANI	0	1350	0	2687	0	930	4967
31	RATNAGIRI	0	943	0	119	0	71	1133
32	SANGLI	0	1454	0	643	0	212	2309
33	SATARA	0	1453	0	528	0	433	2414
34	SINDHUDURG	0	498	0	51	0	12	561
	<b>Total</b>	<b>405</b>	<b>89596</b>	<b>522</b>	<b>97619</b>	<b>275</b>	<b>32468</b>	<b>219683</b>

राज्य योजना: पहिला हप्ता प्रलंबीत

Sr. No.	Division	रमाई आवास योजना	शबरी आवास योजना	आदीम आवास योजना	पारधी आवास योजना	य.च.मु.व योजना	पुण्यश्लोक अहिल्यादेवी होळकर धरकुल योजना	मोदी आवास
1	KONKAN DIV.	160	987	20	0	0	0	2092
2	PUNE DIV.	4445	338	7	15	4	148	8333
3	NASHIK DIV.	3229	6480	0	5	20	29	11122
4	AMRAVATI DIV.	4231	1359	117	17	312	35	11186
5	NAGPUR DIV.	5296	5978	65	2	509	0	6550
6	AURANGABAD DIV.	9342	1965	13	20	424	121	4620
	<b>Total</b>	<b>26703</b>	<b>17107</b>	<b>222</b>	<b>59</b>	<b>1269</b>	<b>333</b>	<b>43903</b>

Sr. No.	District	रमाई आवास योजना	शबरी आवास योजना	आदीम आवास योजना	पारधी आवास योजना	य.च.मु.व योजना	पुण्यश्लोक अहिल्यादेवी होळकर धरकुल योजना	मोदी आवास
1	THANE	22	238	9	0	0	0	181
2	SINDHUDURG	39	0	0	0	0	0	459
3	PUNE	140	326	7	14	0	0	75
4	PALGHAR	2	487	3	0	0	0	161
5	RAIGAD	36	262	8	0	0	0	409
6	RATNAGIRI	61	0	0	0	0	0	882
7	BULDHANA	228	319	0	0	0	0	487
8	JALNA	711	163	0	0	249	1	0
9	PARBHANI	155	228	0	0	46	120	801
10	AURANGABAD	1063	283	0	3	0	0	85
11	SATARA	45	0	0	0	1	0	1407
12	SANGLI	594	4	0	0	0	0	856
13	LATUR	701	15	0	0	29	0	770
14	BHANDARA	494	74	0	0	76	0	937
15	BEED	1488	111	0	6	0	0	158
16	OSMANABAD	1417	14	0	11	100	0	554
17	DHULE	38	172	0	0	19	0	1946
18	HINGOLI	1031	1078	0	0	0	0	179
19	GADCHIROLI	134	831	16	0	0	0	1516
20	GONDIA	857	816	0	0	0	0	833
21	NANDURBAR	4	2497	0	0	0	0	211
22	AKOLA	1469	207	0	1	0	0	1229
23	CHANDRAPUR	1055	419	14	1	433	0	999
24	KOLHAPUR	2131	1	0	0	2	148	668
25	NASHIK	76	1808	0	0	0	0	1082
26	WARDHA	700	1125	35	0	0	0	1134
27	YAVATMAL	4	190	117	13	278	0	3019
28	AMRAVATI	1559	340	0	3	34	0	1745
29	NANDED	2776	73	13	0	0	0	2073
30	NAGPUR	2056	2713	0	1	0	0	1131
31	WASHIM	971	303	0	0	0	35	4706
32	AHMEDNAGAR	1737	69	0	2	1	0	4218
33	SOLAPUR	1535	7	0	1	1	0	5327
34	JALGAON	1374	1934	0	3	0	29	3665
	<b>Total</b>	<b>26703</b>	<b>17107</b>	<b>222</b>	<b>59</b>	<b>1269</b>	<b>333</b>	<b>43903</b>

मोदी आवास घरकुल योजना

२६-१२-२०२३

Sr. N	Division	Target	Registered	Sanction	%	Remaining Sanction	1St Installment	Remaining 1St
1	PUNE DIV.	18306	10100	8333	45.5%	9973	0	8333
2	NASHIK DIV.	53453	14385	11122	20.8%	42331	0	11122
3	KONKAN DIV.	13116	3829	2092	15.9%	11024	0	2092
4	AMRAVATI DIV.	81040	21472	11186	13.8%	69854	0	11186
5	NAGPUR DIV.	54596	18883	6550	12.0%	48046	0	6550
6	AURANGABAD DIV.	79489	9298	4620	5.8%	74869	0	4620
	<b>Total</b>	<b>300000</b>	<b>77967</b>	<b>43903</b>	<b>14.6%</b>	<b>256097</b>	<b>0</b>	<b>43903</b>

Sr. N	District Name	Target	Registered	Sanction	%	Remaining Sanction	1St Installment	Remaining 1St
1	AHMEDNAGAR	4356	4709	4218	96.8%	138	0	4218
2	SATARA	1777	1515	1407	79.2%	370	0	1407
3	SOLAPUR	11019	6006	5327	48.3%	5692	0	5327
4	SANGLI	1958	1132	856	43.7%	1102	0	856
5	WASHIM	12455	9102	4706	37.8%	7749	0	4706
6	PALGHAR	458	186	161	35.2%	297	0	161
7	SINDHUDURG	1308	1002	459	35.1%	849	0	459
8	KOLHAPUR	2031	895	668	32.9%	1363	0	668
9	OSMANABAD	2274	968	554	24.4%	1720	0	554
10	GADCHIROLI	6548	1676	1516	23.2%	5032	0	1516
11	WARDHA	4965	1582	1134	22.8%	3831	0	1134
12	DHULE	9709	2110	1946	20.0%	7763	0	1946
13	NAGPUR	6747	3278	1131	16.8%	5616	0	1131
14	AKOLA	7353	3676	1229	16.7%	6124	0	1229
15	RAIGAD	2456	683	409	16.7%	2047	0	409
16	NASHIK	6981	1317	1082	15.5%	5899	0	1082
17	RATNAGIRI	6356	1716	882	13.9%	5474	0	882
18	JALGAON	29531	5983	3665	12.4%	25866	0	3665
19	AMRAVATI	14178	3888	1745	12.3%	12433	0	1745
20	LATUR	6318	845	770	12.2%	5548	0	770
21	YAVATMAL	29999	4059	3019	10.1%	26980	0	3019
22	CHANDRAPUR	10874	3573	999	9.2%	9875	0	999
23	NANDED	23598	2227	2073	8.8%	21525	0	2073
24	BHANDARA	11033	1172	937	8.5%	10096	0	937
25	NANDURBAR	2876	266	211	7.3%	2665	0	211
26	THANE	2538	242	181	7.1%	2357	0	181
27	PARBHANI	13596	1284	801	5.9%	12795	0	801
28	GONDIA	14429	7602	833	5.8%	13596	0	833
29	HINGOLI	3354	331	179	5.3%	3175	0	179
30	PUNE	1521	552	75	4.9%	1446	0	75
31	BULDHANA	17055	747	487	2.9%	16568	0	487
32	AURANGABAD	5812	1861	85	1.5%	5727	0	85
33	BEED	16041	347	158	1.0%	15883	0	158
34	JALNA	8496	1435	0	0.0%	8496	0	0
	<b>Grand Total</b>	<b>300000</b>	<b>77967</b>	<b>43903</b>	<b>14.6%</b>	<b>256097</b>	<b>0</b>	<b>43903</b>